












## General Specifications

Network connection	10/100BaseTX (TCP-IP)
Interface protocol	OCPP 1.5 or OCPP 1.6J
Enclosure rating	IP54 / IK10
Enclosure material	Aluminium & ABS
Enclosure door lock	Key lock
Enclosure access	Frontal door
Operating temperature	-5 °C to +45 °C
Ambient temperature storage	-40 °C to +60 °C
Operating humidity	5% to 95% Non-condensing
Light beacon	RGB colour indicator
Display	Multi-language LCD
Power limit control	Mode 3 PWM control according to ISO/IEC 61851-1
Dimensions (D x W x H)	290x450x1550 mm
Weight	55 kg
RFID Reader	ISO / IEC14443A / B MIFARE Classic/DESFire EV1 ISO 18092 / ECMA-340 NFC 13.56MHz
Meter	MID Class 1 - EN50470-3
Power output management	Integrated Load Management

Overcurrent protection	MCB (curve C)
Safety protection	RCD Type A (30mA) Autorecovery function optional*
Type 2 socket protection	Locking System
Compatible with DLM	
<b>Optional devices</b>	
Low temperature kit	-30 °C to +45 °C
Safety protection	RCD Type A (30mA) + 6mA DC RCD Type B (30mA) with autorecovery function optional*
Surge protection	Four pole transient surge protector IEC 61643-1 (class II)
Type 2 charging socket	Shutter
Wireless Communication	4G / 3G / GPRS / GSM
Anti-vandal key	
Anti-vandal door	Not available for TM4
Tethered Cable (spring) (Cable length: 4 m)	Type 1 + Type 1 Type 2+ Type 2 Type 2 + Type 2 Socket
RFID Extension	Legic Advant / Legic Prime ISO 15693 / ISO 18092, Sony FeliCa
Customisation	Frontal Labelling

\*As per regulations this function is not available for cable. It is also not compatible with the "RCD Type A + 6mA DC" option.

## Model Specifications

Model	S One	T One	C63 One	S	T	TM4		
AC power supply	1P + N + PE	3P + N + PE	3P + N + PE	1P + N + PE	3P + N + PE	3P + N + PE		
AC input voltage	230 VAC +/-10%	400 VAC +/-10%	400 VAC +/-10%	230 VAC +/-10%	400 VAC +/-10%	400 VAC +/-10%		
Maximum input current	32 A	32 A	63 A	64 A	64 A	64 A		
Maximum input power	7.4 kW	22 kW	43 kW	14.7 kW	44 kW	44 kW		
Number of plugs	1	1	1	2	2	4*		
Outlet A	Maximum output current	32 A	32 A	63 A	32 A	32 A	16 A	
	Maximum output power	7.4 kW	22 kW	43 kW	7.4 kW	22 kW	22 kW	3.7 kW
	AC output voltage	230 VAC (1P + N + PE)	400 VAC (3P + N + PE)	400 VAC (3P + N + PE)	230 VAC (1P + N + PE)	400 VAC (3P + N + PE)	400 VAC (3P + N + PE)	230 VAC (1P + N + PE)
Outlet B	Maximum output current			32 A	32 A	32 A	16 A	
	Maximum output power			7.4 kW	22 kW	22 kW	3.7 kW	
	AC output voltage			230 VAC (1P + N + PE)	400 VAC (3P + N + PE)	400 VAC (3P + N + PE)	230 VAC (1P + N + PE)	
Connection	Type 2 Socket (lock system)	Type 2 Socket (lock system)	Type 2 Cable (4m)	2x Type 2 Socket (lock system)	2x Type 2 Socket (lock system)	2x Type 2 Socket (lock system)	2x CEE/7	
				 	 	 	 	
	A	A	A	A B	A B	A B	B	

## Customisation Examples

The eVolve series features a broad frontal panel that can be easily customised



\* Exclusive use type 2 or CEE/7 per outlet